

# AMMO DOG GOES TO ART SCHOOL



VOLUME ONE:  
FRESHMAN YEAR

# HELLO...

AND WELCOME TO THE LONG-AWAITED  
"AMMODOG GOES TO ART SCHOOL" PDF,  
WHERE I'LL SHOWCASE EVERY PIECE OF  
ARTWORK I'VE CREATED THIS PAST SCHOOL  
YEAR.

BEFORE I WENT TO SCHOOL I WAS  
ALWAYS CURIOUS ABOUT WHAT THE FUCK  
HAPPENS AT ART SCHOOL. SO I HOPE  
THIS PDF WILL ENLIGHTEN YOU.

# FALL 2022


## THE SCHEDULE:

- DIGI 130... DIGITAL COMMUNICATIONS  
WONT BE FEATURED. MOSTLY MAKING  
BUSINESS CARDS, LOGOS, AND WEBSITES...  
YOU CAN THANK THIS CLASS FOR THE  
BIRTH OF MY WEBSITE!

- CTXT 121... PRE-MODERN  
GLOBAL PERSPECTIVES  
ALSO WONT BE FEATURED. THIS  
WAS AN ART HISTORY LECTURE CLASS  
SO I HAVE NOTHING TO SHOW BUT  
SOME BANGING ESSAYS.

- DSGN 101... COLOR THEORY  
AND APPLICATION  
THIS CLASS WAS WEIRD BECAUSE  
IT MOSTLY FOCUSED ON LIKE...  
OPTICAL ILLUSIONS? I DONT KNOW.  
YOU'LL SEE WHAT I MEAN.

HAPPY  
HALLOWEEN



DESIGN 101:

COLOR THEORY AND  
APPLICATION

# A1: THE LAND OF 1000 SWATCHES

THE ASSIGNMENT:  
PAINT BILLIONS AND  
BILLIONS OF ACRYLIC  
PAINT SWATCHES



1: TINT START WITH A PRISMATIC COLOR AND SLOWLY ADD WHITE.

2: SHADE START WITH A PRISMATIC COLOR AND SLOWLY ADD BLACK.

3: COMPLEMENTARY TAKE TWO COMPLEMENTARY COLORS AND BLEND.

4: ANALOGOUS: TAKE TWO ANALOGOUS COLORS AND BLEND.



5: TEMPERATURE: TINT EITHER A COOL NEUTRAL OR WARM NEUTRAL.

6: STRENGTH: MIX A COLOR WITH A STRONG TINTING POWER WITH A WEAK TINTING POWER.

7: PRISMATIC: COLORS STRAIGHT FROM THE TUBE. UNTAINTED.

8: I CANNOT REMEMBER FOR THE LIFE OF ME. NOT IMPORTANT.




9: 11 STEP GREYSCALE

# A2: THE ONE I FAILED

ONE THING ABOUT ME IS I OFTEN RUN AWAY FROM THE OBJECTIVE OF AN ASSIGNMENT. YOU'LL SEE WHAT I MEAN...

COLOR INTERACTION, AFTERIMAGE, SIMULTANEOUS CONTRAST, ETC...



PREP WORK. THE GOAL WAS TO CREATE SECONDARY COLORS BY FATIGUING THE EYE... ESSENTIALLY LAYER TWO COLORS WITH SMALL ENOUGH MARKS AND MAKE A NEW ONE. SINCE BLENDING TWO PRISMATIC PIGMENTS TENDS TO MUDDY THE RESULT, BY DOING THIS, THE BLENDED COLOR STAYS PURE. DOES THAT MAKE SENSE?



← A SMALL PORTION OF THE SKETCH I MADE TO PLAN THIS PIECE. HE WANTED IT TO HAVE PANELS LIKE A COMIC BOOK BUT AGAIN I WENT MY OWN WAY AND PAID FOR IT.



HALFWAY THROUGH. → I USED A TINY BRUSH AND A RANDOM LEATHER WORKING TOOL TO GET THE TINY DOTS AND LINES. IT TOOK FOR-FUCKING-EVER!!!!

BEFORE SHOWING THE FINAL I'LL EXPLAIN WHERE I WENT WRONG. ABOUT 60% OF THE CANVAS WAS GREY, WHICH COMPLETELY GOES AGAINST THE POINT OF THE ASSIGNMENT. MY FAULT. MY PROF EMBARRASSED MY ASS IN FRONT OF THE WHOLE CLASS AND MADE IT SEEM LIKE HE WAS GOING TO FAIL ME BUT GAVE ME AN 80% ANYWAY.

THE FINAL...





# A3: I WANT TO DRAW TITS

SIMPLE AS.

THIS ONE WAS  
MEANT TO BE  
CIRCUS THEMED

AND USE A  
COMBINATION OF  
THE BEZOLD  
EFFECT, THE  
MUNKER ILLUSION,  
AND THE MUNKER-  
WHITE ILLUSION.  
I'LL EXPLAIN LATER.

HERE'S MY SKETCH.  
I WENT WITH A  
RUSSIAN TIGER  
TAMER BECAUSE  
I'LL USE ANY  
EXCUSE TO DRAW  
A TIGER AND  
TITS.






← MUNKER ILLUSION:  
 HOW THE TONE OF  
 A COLOR CHANGES  
 DEPENDING ON THE  
 COLOR OVERLAPPING  
 IT. (HINT: LOOK FROM  
 A DISTANCE OR  
 SQUINT YOUR EYES)  
 (HINT 2: BEST WITH  
 VERY THIN LINES)



BEZOLD EFFECT:  
 WHEN A COLORED →  
 REGION CHANGES  
 ITS PERCEIVED COLOR  
 BASED ON THE  
 COLORS THAT  
 ENCIRCLE IT.



MUNKER. BEZOLD


MUNKER-WHITE →  
 ILLUSION: A  
 BRIGHTNESS ILLUSION  
 SIMILAR TO THE  
 MUNKER ILLUSION,  
 BUT WITH THE  
 VALUE OF  
 ACHROMATIC GREYS.



THE FINAL... HE SURE LIKED THIS ONE.  
ANYONE WANNA GUESS WHY?



# EXERCISE: BORING + STUPID



I DON'T HAVE ANYTHING FUNNY TO SAY ABOUT THIS ONE. BASICALLY MIX COLORS SO THEY LOOK LIKE OVERLAPPING TISSUE PAPER.

# WINTER

# 2023

## THE SCHEDULE:

- DSGN 102... 3D FORM IN SPACE  
MY FAVORITE CLASS AND PROF  
FOR THIS QUARTER... BASICALLY A  
LOT OF BUILDING AND SCULPTING.
- DRAW 101... COMPOSITION AND MEDIA  
WORST CLASS. BORING AND STUPID.
- CTXT 122... MAKING MODERNITIES  
ANOTHER ART HISTORY CLASS. YAY!




DESIGN II:

3D FORM IN SPACE

# A1: MY FINGERS BLEED

PRETTY SIMPLE  
ASSIGNMENT...  
MAKE SOMETHING  
OUT OF WIRE.  
I MADE A  
PRAYING MANTIS  
IN ABOUT 2 DAYS  
BECAUSE MY  
ORIGINAL IDEA  
WAS WAY TOO  
AMBITIOUS.

CHICKEN WIRE →  
+ WIRE + BLOOD



# A2: I FAILED AGAIN


LET ME EXPLAIN.....

THIS ASSIGNMENT WAS TO CREATE A TO-SCALE HOUSEHOLD ITEM FROM CARDBOARD AND HOT GLUE. SO OF COURSE I BIT OFF WAY MORE THAN I COULD CHEW AND CHOSE A FUCKING

TOILET!!!



(STINK LINES)



NEEDLESS TO SAY I GOT SUPER FRUSTRATED AND RAN OUT OF TIME. I ENDED UP MOVING AND DESTROYING IT WITH MY BARE HANDS.

MY PROFESSOR WAS SUPER COOL ABOUT IT AND STILL GAVE ME AN A. SHE SAW MY VISION.





# A3: WE ARE SO BACK



77  
LILY, OUR  
DORM  
KITTY

I FUCKING KILLED THIS ASSIGNMENT. AFTER THE LAST ONE EVERYONE THOUGHT I WOULDN'T MAKE IT AND YOU KNOW WHAT? I DID. 😊

THIS WAS A SOFT SCULPTURE ASSIGNMENT ABOUT IDENTITY. I DIDN'T HAVE A VERY GOOD BACKSTORY FOR THIS PIECE, JUST A GOOD IDEA.




INTESTINES MADE WITH STUFFING AND PANTY-HOSE, PAINTED WITH REALLY CHEAP WATER-COLORS



THE FINAL ... TITLED "PRETTY ON THE INSIDE"



# A4: STILL ON TOP



THE FINAL WAS ESSENTIALLY 'MAKE A FURRY OUT OF CLAY.' SO THIS IS LES, THE CANADIAN SKUNK FISHERMAN.

THIS ONE WAS TOUGH BUT REWARDING. I THINK HE'S SUPER CUTE.




# THE FINAL...



**DRAWING II:**

**COMPOSITION + MEDIA**

# BORING + STUPID STILL LIVES



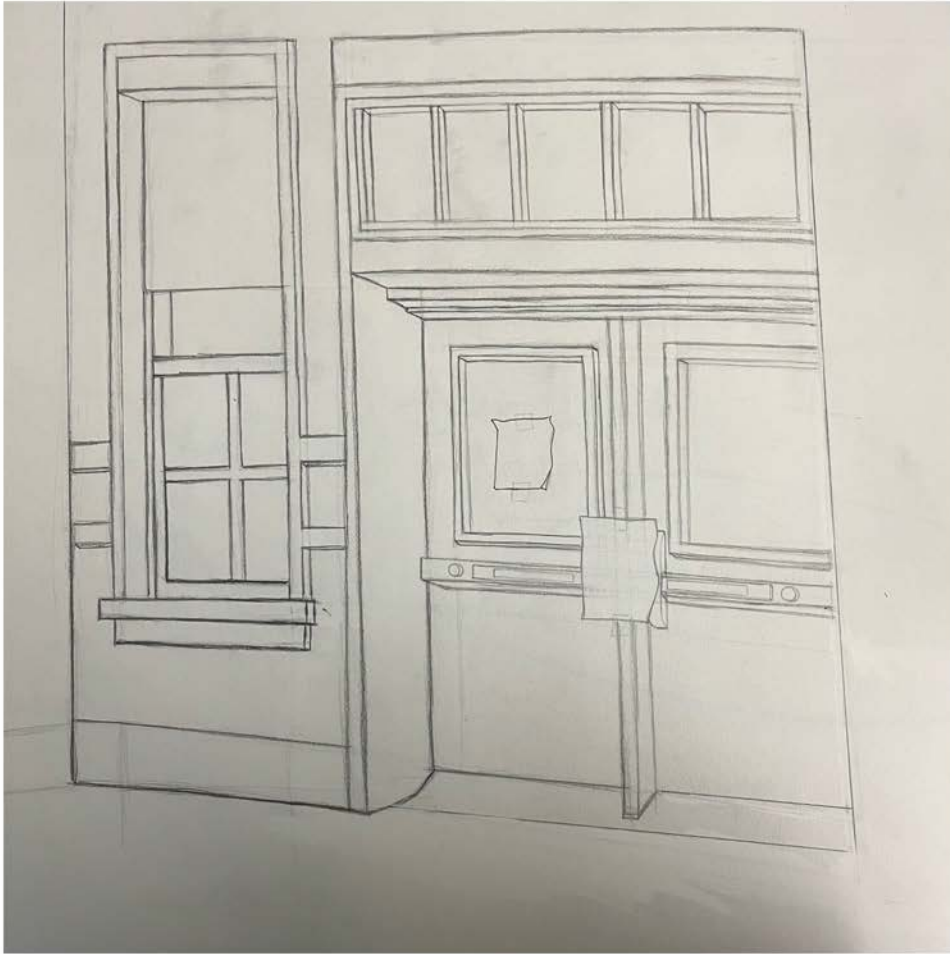
THESE WERE MORE OF AN IN-CLASS ASSIGNMENT BUT I'D BETTER INCLUDE THEM ANYWAY.

WHO'S SURPRISED? THEY ARE BORING AND STUPID.

FUN FACT:  
THIS WAS  
THE FIRST  
TIME I'D  
EVER USED  
CHARCOAL.



# A1: BORING + STUPID



SIT AROUND  
WALLIN HALL AND  
DRAW SOME  
DOORS. ISN'T THAT  
SO FUN?

OH AND BY THE  
WAY YOU CAN'T  
USE A RULER.  
GO FUCK YOURSELF

# A2: BORING + STUPID



THIS ONE WAS WEIRD BECAUSE HE WANTED US TO REDRAW ONE OF OUR FIVE MOST RECENT PHOTOS. LIKE OK... WHAT IF IT WAS AN INSTAGRAM SCREENSHOT? OR PORN? HM?

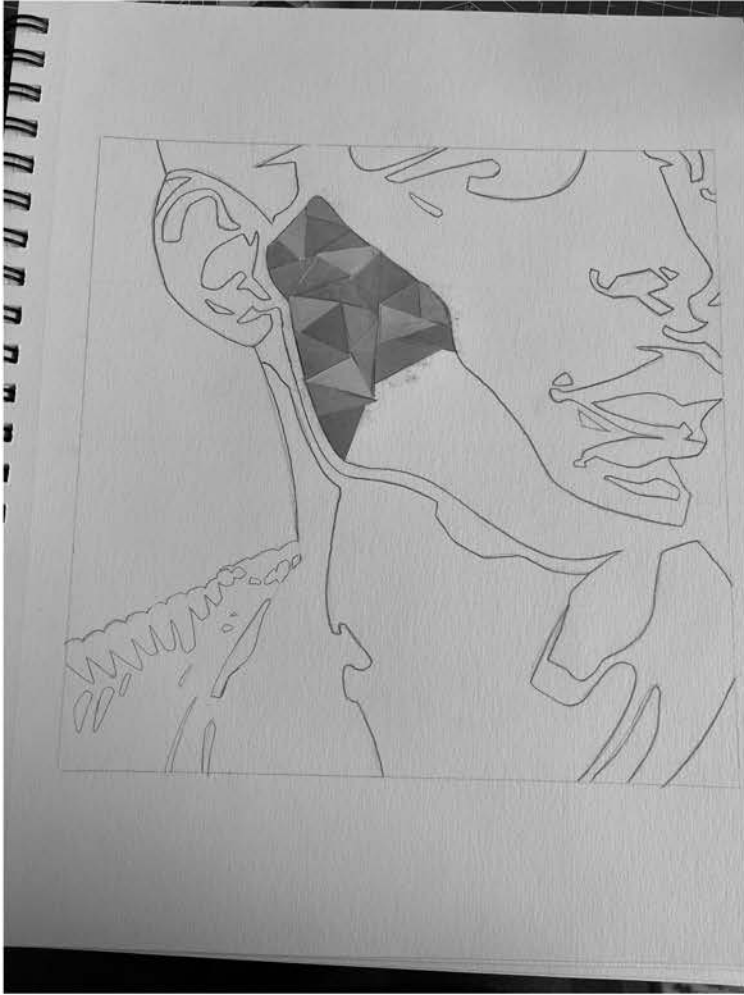
LUCKILY I'D JUST GONE TO A HOCKEY GAME.

HE MARKED ME DOWN AN ENTIRE LETTER GRADE BECAUSE THE BACKSTORY I WROTE FOR WHY I CHOSE THIS IMAGE WASN'T GOOD ENOUGH.







# A3: DO I EVEN HAVE TO SAY IT



THIS ONE IS ACTUALLY KIND OF FUNNY BECAUSE I JUST DIDN'T DO IT. TO BE FAIR I WAS IN THE MIDDLE OF MOVING AND THIS ONE SUCKED EVEN HARDER THAN THE OTHERS.

BASICALLY TAKE AN ALBUM COVER AND USE CUT-OUT MAGAZINES TO COLLAGE IT. WHAT DOES THIS HAVE TO DO WITH DRAWING? DON'T ASK ME! I DIDN'T DO IT!



AH: THIS ONE WASN'T SO BAD



REPAINT A CLASSIC WORK OF ART, IN THIS CASE, 'THE BULL-FIGHTER' BY MARY CASSATT.

THIS ONE'S FINE BECAUSE I DID IT DIGITALLY.

STILL DOESN'T MAKE UP FOR THIS WASTE OF TIME AND MONEY.

# SPRING 2023

## THE SCHEDULE:

- ARTH 207 ... 20TH CENTURY ART  
MORE ART HISTORY! YAY!
- ILLU 100... INTRO TO ILLUSTRATION  
FINALLY A MAJOR CLASS. THIS  
ONE WAS FUN.
- DRAW 200... LIFE DRAWING  
THIS ONE HAD A SHIT LOAD  
OF ASSIGNMENTS, AS WELL  
AS LIVE MODELS EVERY  
SINGLE DAY. FUN BUT  
EXHAUSTING.




ILLUSTRATION 100:




INTRO TO ILLUSTRATION

# A1: LEARNING TO READ


MAKE AN EDITORIAL ILLUSTRATION BASED OFF OF AN ARTICLE. MINE WAS ABOUT A HAUNTED HOUSE!

← PRELIMINARY SKETCHES

THIS ASSIGNMENT COULD ONLY BE DONE IN PEN AND INK SO I DID A LITTLE PREPATORY THING TO GET THE TECHNIQUE FIGURED OUT. ↓




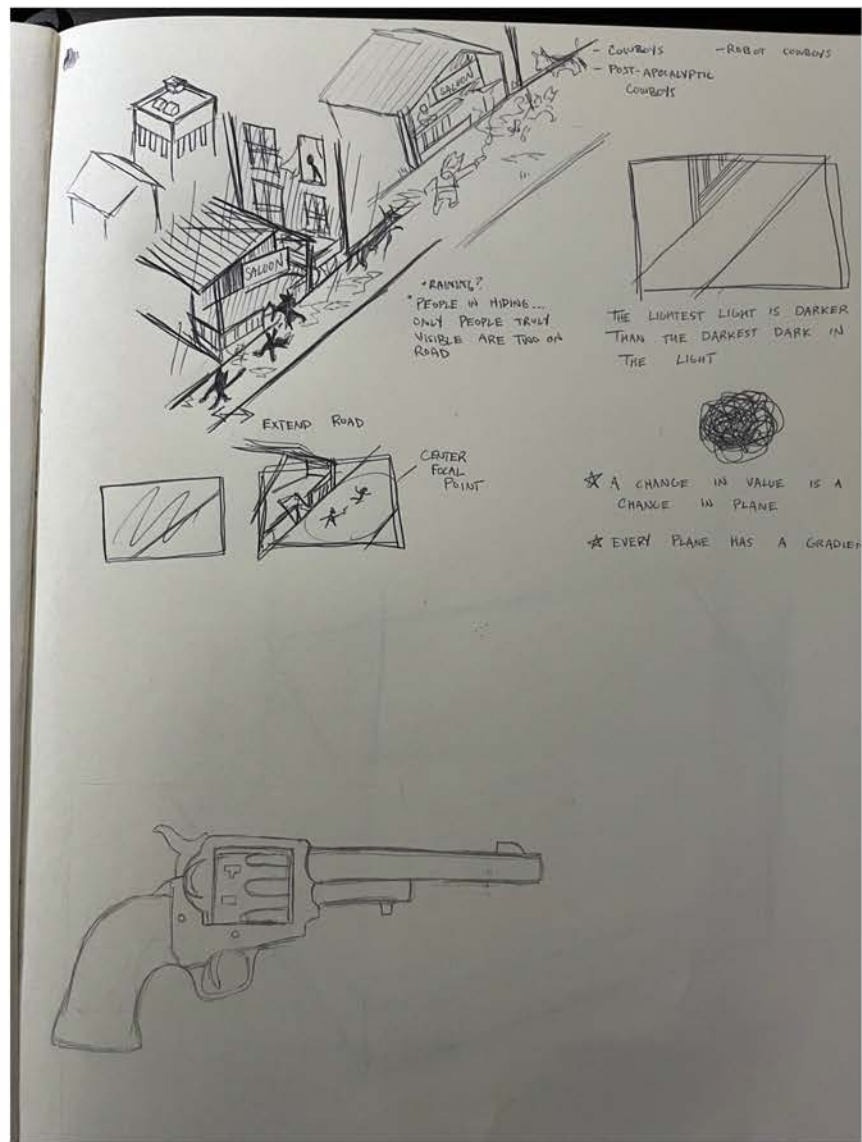
THE FINAL... NEARLY GAVE MYSELF CARPAL  
TUNNEL WITH ALL THOSE TINY LINES...



# A2: GAMER

CREATE AN ISOMETRIC MAP OF A FAKE VIDEO GAME AND THREE ASSETS TO GO ALONG WITH IT.



SPOILERS: I ONLY DID ONE ASSET BECAUSE THE LAST ASSIGNMENT FAILED TO TEACH ME HOW TO READ. ☹



I DID COWBOY SHOOTOUT BECAUSE 1: I LOVE COWBOYS AND 2: I WAS PLAYING RDR2

← VERY MUCH BASED ON VALENTINE'S MAIN STREET

THE FINAL... DONE IN WATERCOLOR





AND THE ASSET. ☺



# A3: IN MEMORIAM

CREATE A GOUACHE PAINTING SHOWING SCALE.

NOT TO BRING THE MOOD DOWN BUT MY GERBIL PATTY PASSED AWAY DURING THIS TIME SO I PAINTED HER AND SELMA TAKING OVER A SEED FACTORY. ☺



THE FINAL! I LIKE THIS ONE A LOT.



# A3.5: PREPARE YOUR ANUS FOR LANDSCAPES

MAKE FOUR LANDSCAPES  
OUT OF NON-INTERSECTING  
RANDOM LINES, TWO IN  
PENCIL, TWO IN GOUACHE



← I SORTA  
CHEATED ON  
THIS ONE  
BUT DON'T  
TELL  
ANYONE

THESE WERE  
REALLY  
ANNOYING  
I HATE  
LANDSCAPES...  
BUT THEY  
TURNED OUT...  
FINE...





# A4: 美女とゴジラ



COMBINE A CLASSIC MOVIE MONSTER (GODZILLA) AND A FAIRY TALE (BEAUTY AND THE BEAST) INTO A BOOK COVER.

THE MOST FUN I HAD WITH AN ASSIGNMENT THIS ENTIRE YEAR.



THE FINAL...




美  
女  
と  
ゴ  
ジ  
ラ

**DRAW ZOO:**

**LIFE DRAWING**

# GESTURES



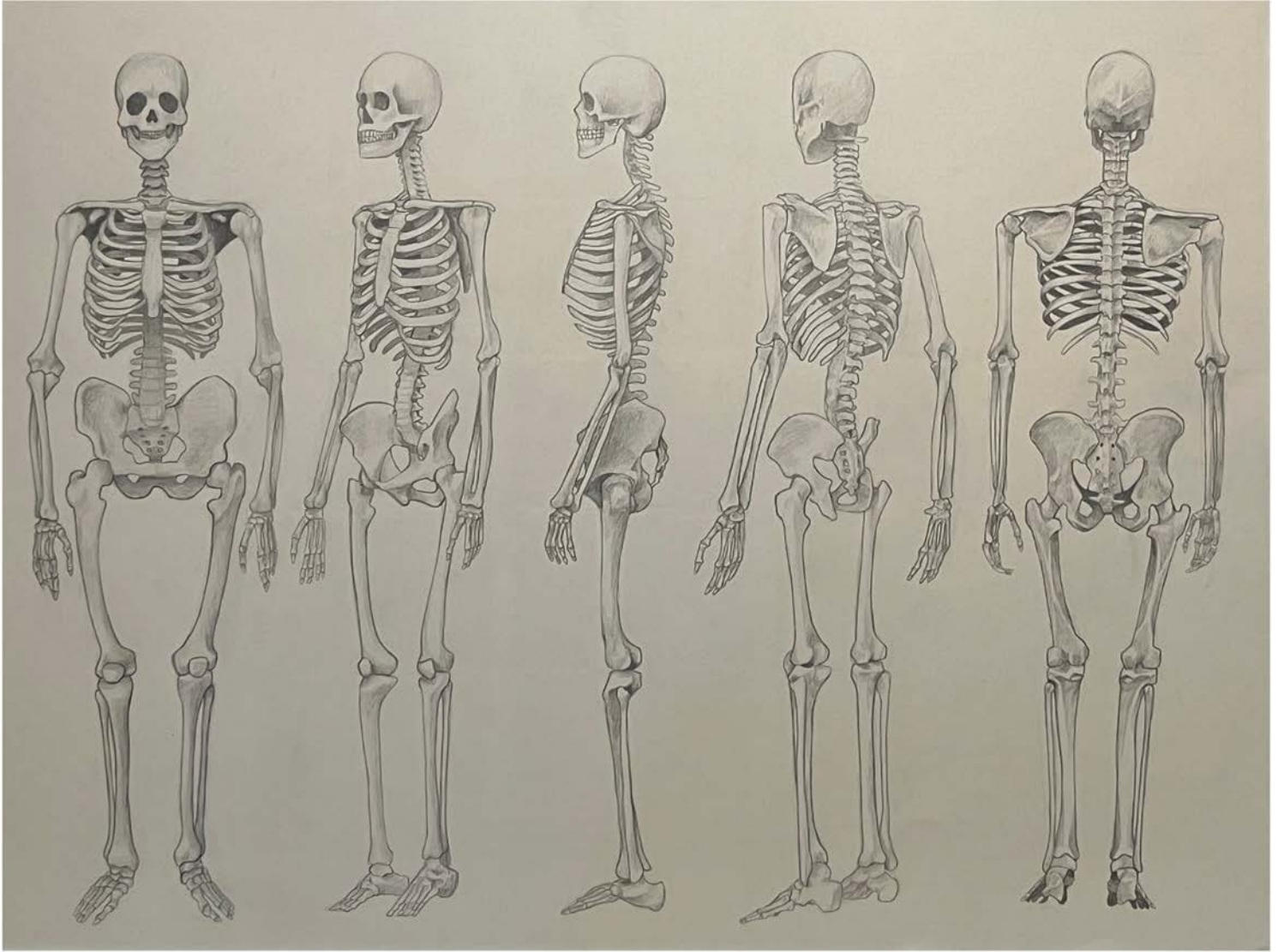
IF I INCLUDED ALL OF THE GESTURES I DID IN THIS CLASS, IT WOULD TAKE AN EXTRA FIFTY PAGES. PLUS, I NEVER TOOK PICTURES OF THEM. SO HERE ARE MY FAVORITES.

WE HAD A LIVE MODEL EVERY DAY. OUR GESTURES WOULD RANGE ANYWHERE FROM ONE MINUTE TO FORTY. THIS REALLY REALLY IMPROVED MY GESTURES. WHAT THEY SAY IS TRUE, DRAWING FROM LIFE MAKES YOU BETTER. I WOULDN'T LIE TO YOU. 😊






# A1: MISTER BONES



DRAW FIVE SKELETONS AND FOR GOD'S SAKE  
MAKE SURE THEY HAVE THE RIGHT AMOUNT  
OF RIBS.

# A2: CREEPY PLASTER



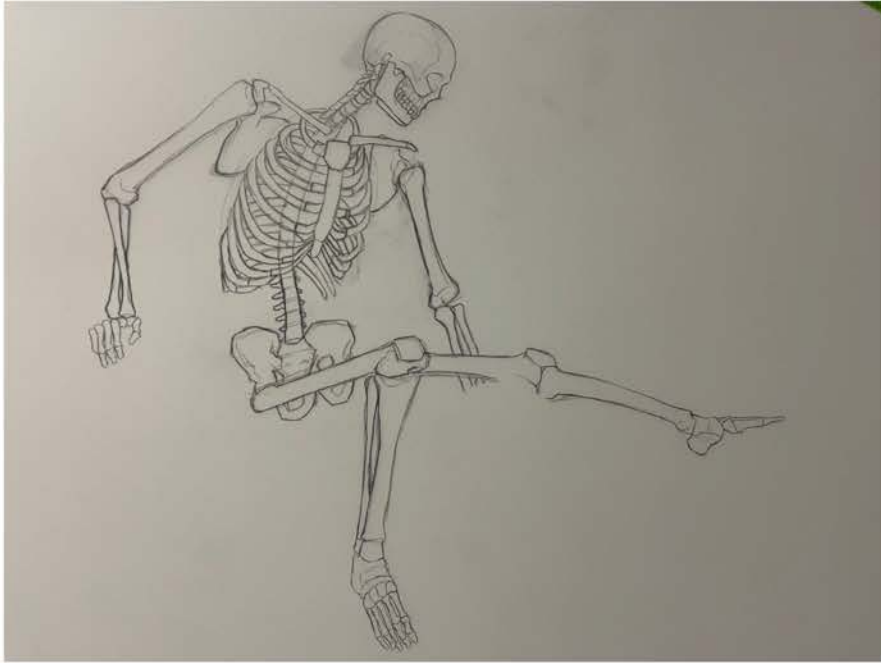
I DIDN'T HAVE TO DRAW THIS CREEPY PLASTER MAN IN PARTICULAR, I JUST COULDN'T FIND A LIVE MODEL WILLING TO POSE FOR THREE HOURS.

THREE HOURS SEEMS LIKE A LONG TIME BUT I DIDN'T EVEN FINISH IN TIME... MOSTLY BECAUSE I KEPT TAKING PHONE CALLS AND SCROUNGING AROUND FOR DISCARDED ART SUPPLIES.

# A3: ECORCHE



START OFF WITH A CHARCOAL AND CHALK MASTER COPY OF A PAUL PRUD'HOMME (I THINK THAT WAS HIS NAME) ON MID-TONED PAPER.



NEXT TAKE SOME MYLAR AND DRAW THE MAN'S SKELETON. MUCH EASIER SAID THAN DONE.




AND FINALLY DO THE SAME WITH THE MUSCLES WITH COLORED PENCIL.

THIS SHIT WAS SO HARD.

# A4+5: [REDACTED]

OK HEAR ME  
OUT. I DID DO  
THESE LAST TWO  
ASSIGNMENTS, I  
JUST THINK  
THEY TURNED  
OUT REALLY  
BAD.

A4 WAS A THREE  
DAY POSE  
SPANNING ABOUT  
SEVEN HOURS, AS  
WAS A SELF  
PORTRAIT.



# THAT'S A WRAP!

THERE ARE A LOT OF THINGS THAT CAN BE SAID ABOUT ART SCHOOL. ESPECIALLY MINE.

I CAN'T SAY I LEARNED TOO MUCH FROM THIS FIRST YEAR OF SCHOOL, BUT IS THAT SHOCKING? I WAS IN FOUNDATIONS CLASSES FOR MORE THAN HALF OF IT. PLUS, MY SCHOOL IS MORE FOCUSED ON PREPARING PEOPLE FOR WORKING IN A CORPORATE SETTING. SO THAT'S ONE GOOD THING: I WAS FORCED TO MEET DEADLINES AND MAKE THINGS I DIDN'T CARE ABOUT.



I GOT THREE FLAT TIRES, SCRATCHED TWO CARS, MOVED, LOST A PET, BROKE THE SERPENTINE BELT ON MY CAR THE DAY BEFORE DRIVING FOUR HOURS FOR CLASS (LOTS OF CAR TROUBLE ADMITTEDLY), AND TURNED IN SO MANY ASSIGNMENTS THAT I WAS NOT PROUD OF AT ALL. SO... HERE'S TO HOPING NEXT YEAR IS JUST AS EXCITING!

ammog.neocities.org